


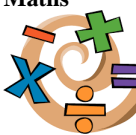



Hanging Heaton C of E (VC) J & I School – Working at home work

Class/Year Group: Year 2

Week commencing: 6th July 2020

Dear Parents/Carers, Please find below activities to support your child's continued learning at home. It is important during this time that we try to build on the learning that has taken place in school although we do realise that it is impossible to replicate school whilst home learning. The more children can keep up with their learning, the easier the transition back into school will be. We appreciate your support in this.

Area	Monday	Tuesday	Wednesday	Thursday	Friday
Reading	At least 15 minutes	At least 15 minutes	At least 15 minutes	At least 15 minutes	At least 15 minutes
English 	https://youtu.be/ivg_Yc-YDYo Watch Little Red Riding Hood. Think about the two main characters, Little Red Riding and the wolf. Compare and contrast the characters. Think about appearance as well as how they behave and write a description of them.	Read the familiar story opening below to your child. Ask your child to continue telling the story in the first person, as if they were Little Red Riding Hood.	We are going to change the story around today. Instead of Little Red Riding Hood meet Naughty Red Riding Hood. How could you twist the story round to make Naughty Red Riding Hood the villain and the wolf the hero? Story board your revised story today and we will write it all out tomorrow.	Complete your revised story that you planned yesterday and illustrate it as you go through it just as you would see in a real storybook.	https://spellingframe.co.uk/ Click on Year 2 and then any 3 rules you like. Click on play and look at the spelling tiles games and then play the free Spelling Game
Maths 	Try these tally chart games: http://flash.topmarks.co.uk/4771 https://www.softschools.com/math/data_analysis/tally_chart/	Have a go at the tally chart questions below.	https://www.topmarks.co.uk/maths-games/5-7-years/data-handling Try the fishing, fruit fall and pictograph games.	Have a go at the pictogram sheet below.	Access Mathletics and complete all the statistical games set.
Foundation subjects 	Let's be scientists and do some investigations into Dinosaurs. Play on this game: https://www.bbc.co.uk/bitesize/topics/zdp4382/articles/znc3y9q List 5 facts you have learnt.	We are continuing our trip around the world this time with pirate bunnies. https://www.bbc.co.uk/bitesize/topics/zvsd8xs/articles/z6vyf4j How many challenges can you do?	This week's challenge is to create something that reminds you of our beautiful world but only from recyclable materials. It could be a rainbow, an animal, even a tree. Think about what you think is beautiful and try to recreate it only using recyclable or natural materials.	Create your own athletic challenge. We should have been watching the Olympics now (and Wimbledon too) so you need to set yourself an athletic challenge. Create a game and challenge someone in your family to compete with. Did you get Bronze, Silver or Gold?	Think about everything we should be grateful for and design your own prayer on a plate. Either use a paper plate or ask your grown up to cut you a circle shape out. Look at my examples below and make your own up.

This week's spellings are: bed, been, boy, brother, but, by, back, called, came, can't

This week's mental maths challenge is: practising your 3 times tables.

Once upon a time...

Once upon a time, when I was very little, I lived in a cottage near the woods with my mum and dad. One day, my mother packed a basket of food and said to me, "Your grandmother is not feeling well, so I think we should take her some nice food. Will you take this to her?"

"Of course, Mum," I said.

"Do be careful, dear," Mum continued. "You need to go through the woods, but don't go off the path, will you?"

"Of course not," I replied as I grabbed the basket, swung on my lovely new red cloak and set off through the woods.


It was a bright sunny day, but as I went under the trees it became gloomy and I sang to myself to keep cheerful.

Suddenly...



Extension – Tally charts

Children were asked what their favourite fruit was. The answers are shown below:



Use the fruit above to complete the tally chart:

Fruit	Tally	Total

- Which fruit was the most popular? _____
- Which fruit was the least popular? _____
- How many more red apples than green? _____
- How many people were surveyed altogether? _____
- Order fruits from most to least popular: 1. _____



- _____
- _____
- _____
- _____
- _____
- _____
- _____

Fruit Pictograms

Complete the tally chart to show Year 2's favourite fruit.

Fruit	Tally	Total
Green apple		
Red apple		9
Pear		
Banana		
Strawberry		7
Orange		
Cherry		3

Use the information from the tally chart to complete the pictogram below:

9							
8							
7							
6							
5							
4							
3							
2							
1							
	Green apple	Red apple	Pear	Banana	Strawberry	Orange	Cherry

Hanging Heaton C of E (VC) J & I School - Working at home work

